



The heart of
your water system

Date: June 1, 2006
Section: 5 Page: 4
Cancel & replace: February 14, 2005

SSPC STAINLESS STEEL CENTRIFUGAL PUMP

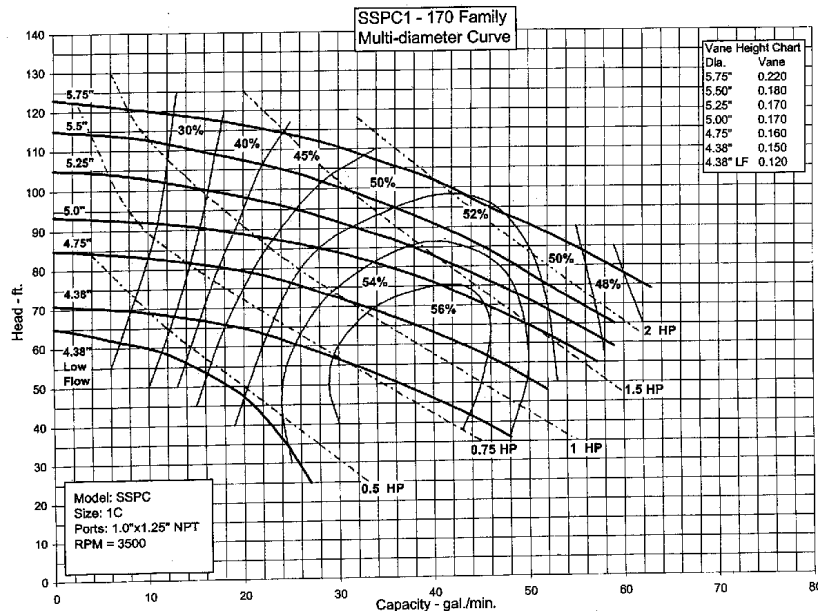


Efficiency: The SSPC pump is more efficient than the competition's pump. This is due to the smooth surface finish provided by a stainless steel sheet, and our computerized designed impeller and casing.

Versatility: The SSPC pump is able to perform efficiently in a variety of applications. Specially designed to be easily modified or customized

Durability: The SSPC pump was designed to provide optimal performance. With the casing and impellers made out of stainless steel, this pump assures a longer life span.

Part number	Model	Impeller diameter	Motor HP	Sugg. list price	Part number	Model	Impeller diameter	Motor HP	Sugg. list price
170 FAMILY					0.24 Vane				
516-2030	SSPC-156225	5.75"	2.0	1 150.00	516-2310	SSPC-256245	5.75"	3.0	1 499.00
516-2055	SSPC-154185	5.50"	2.0	1 150.00	516-2360	SSPC-250245	5.00"	2.0	1 299.00
516-2080	SSPC-152175	5.25"	1.5	1 090.00	516-2385	SSPC-246235	4.75"	2.0	1 299.00
516-2105	SSPC-150175	5.00"	1.5	1 090.00	516-2405	SSPC-243245	4.38"	1.5	1 140.00
513-2130	SSPC-146165	4.75"	1.0	1 033.00	350 Vane				
513-2160	SSPC-143155	4.38"	3/4	998.00	516-2480	SSPC-250325	5.00"	3.0	1 499.00
513-2180	SSPC-143125	4.38" LF	1/2	980.00	516-2510	SSPC-246335	4.75"	3.0	1 499.00
250 FAMILY									
516-2210	SSPC-154255	5.50"	3.0	1 450.00					
516-2230	SSPC-150255	5.00"	2.0	1 150.00					
516-2260	SSPC-143255	4.38"	1.5	1 090.00					

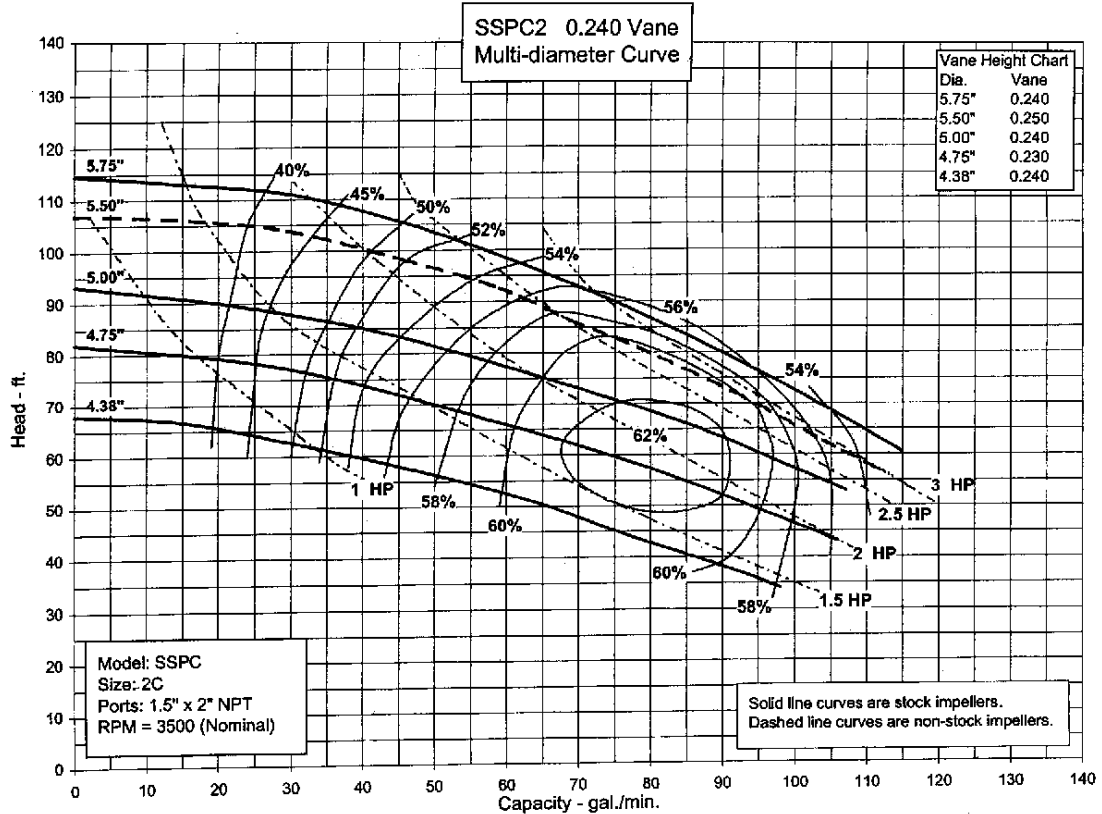
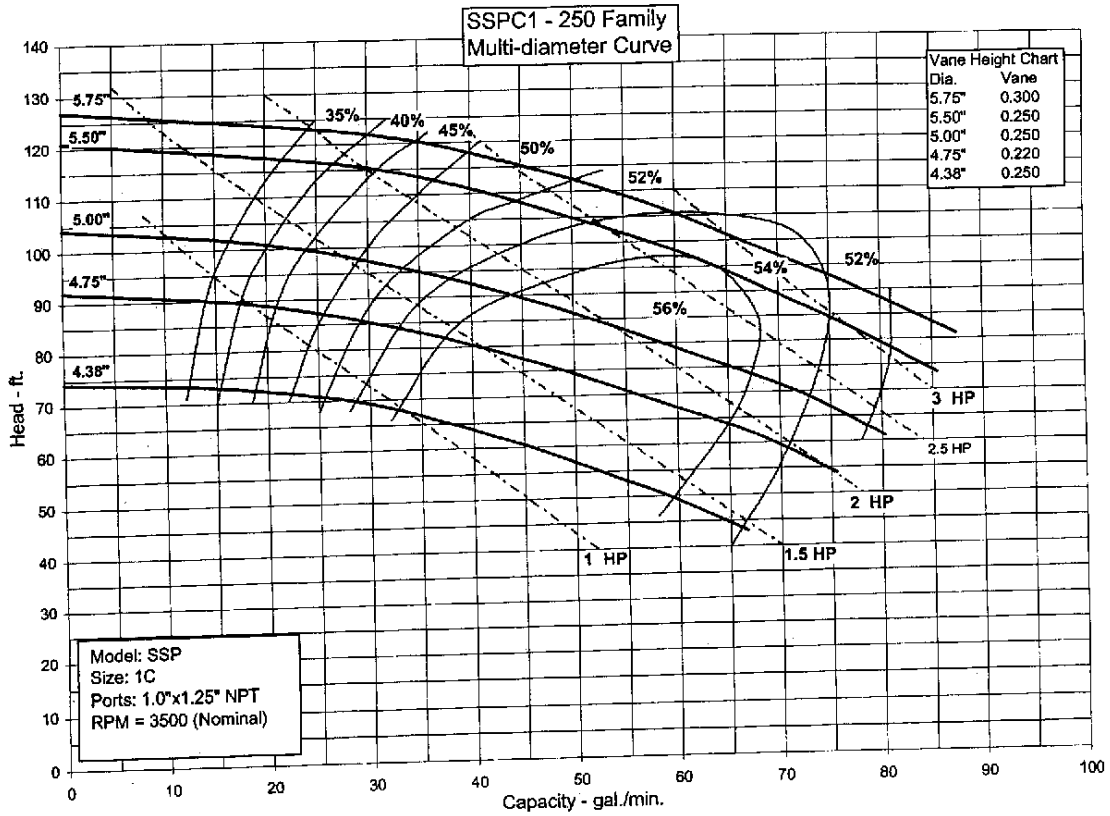




The heart of
your water system



Date:	June 1, 2006
Section:	5
Page:	5
Cancel & replace:	February 15, 2003





The heart of
your water system



Date: June 1, 2006
Section: 5 Page: 6
Cancel & replace: February 15, 2003

