



The heart of
your water system

Date: June 1, 2006
Section: 12 Page: 2
Cancel & replace: February 14, 2005

PRESSURE SWITCHES



FSG-2



GSG-2

Part number	Model	Operation cycle (lbs/in ²)	Fitting system (in)	Features	Suggested list price
SQUARE "D"					
661-0075	FSG-2	20 - 40	1/4" NPTF		23.50*
661-0100	FSG-2	30 - 50	1/4" NPTF		23.50*
661-0101	FSG-2	40 - 60	1/4" NPTF		23.50*
661-0110	FSG-9	30 - 50	1/4" NPTM		31.00*
661-0119	FSG-10	20 - 40	1/8" TUBE		31.00*
661-0120	FSG-10	30 - 50	1/8" TUBE		31.00*
661-0125	FSG-14	20 - 40	1/4" TUBE		31.00*
661-0130	FSG-14	30 - 50	1/4" TUBE		31.00*
661-0140	FYG-2	30 - 50	1/4" NPTF		51.00
661-0145	FSG-2P	20 - 40	1/4" NPTF	with pulsator	31.00*
661-0150	FSG-2P	30 - 50	1/4" NPTF	with pulsator	31.00*
661-0155	FSG-2M4	20 - 40	1/4" NPTF	auto - start - off	39.00*
661-0160	FSG-2M4	30 - 50	1/4" NPTF	auto - start - off	39.00*
661-0165	FSG-2M4	40 - 60	1/4" NPTF	auto - start - off	39.00*
661-0170	FSG-10T	30 - 50	1/8" TUBE	1/2" threaded	35.50*
661-0180	GSG-2	40 - 60	1/4" NPTF		116.00*
661-0185	GSG-2	60 - 80	1/4" NPTF		116.00*
661-0190	GHG-2	80 - 100	1/4" NPTF		116.00*
661-0700	Pulsateur "P"				1.10
COMPRESSOR					
661-0710	FHG-12X	80-100	1/4" NPTF	valve	56.50
661-0720	FHG-12	80-100	1/4" NPTF		41.00
IMPORTED					
661-1075	SK2-2040	20-40	1/4" NPTF		16.00*
661-1100	SK2-3050	30-50	1/4" NPTF		16.00*
661-1101	SK2-4060	40-60	1/4" NPTF		16.00*
661-1160	PS02LP-3050	30-50	1/4" NPTF	auto - start - off	29.00*



PG-1002-4L



PG-1002.5-4L

PRESSURE GAUGES

Part number	Model	Range (psi)	Tapping (in)	Material	Characteristic	Suggested list price
023-0097	PPG-1002-4L	0-100	1/4 bas	Plastic	Pressure	3.80*
023-0100	PG-1002-4L	0-100	1/4 bas	Steel	Pressure	3.90*
023-0110	PG-2002-4L	0-200	1/4 bas	Steel	Pressure	3.90*
023-0120	PG-1002-8B	0-100	1/8 dos	Steel	Pressure	4.00*
023-0130	PG-1002-4B	0-100	1/4 dos	Steel	Pressure	4.00*
023-0138	PG-1002-4L	0-100	1/4 bas	Steel	Glycerine	8.90*
023-0140	VG-302-4L	0-30	1/4 bas	Steel	Vacuum	4.00
023-0141	PG-1002-8L	0-100	1/8 bas	Steel	Pressure	4.00
023-0142	PG-1002.5-4L	0-100	1/4 bas	S/S	Glycerine	12.80*
023-0143	PG-2002.5-4L	0-200	1/4 bas	S/S	Glycerine	12.80*
023-0144	PG-4002.5-4L	0-400	1/4 bas	S/S	Glycerine	25.50
023-0146	PG25-1000-4L	0-1000	1/4 bas	S/S	Glycerine	25.50
023-0147	PG25-1500-4L	0-1500	1/4 bas	S/S	Glycerine	29.90
023-0148	PG25-2000-4L	0-2000	1/4 bas	S/S	Glycerine	29.90



The heart of
your water system

Date:	June 1, 2006
Section: 12	Page: 3
Cancel & replace:	February 14, 2005

ADAPTERS					COUPLINGS				
Part number	Model	Dimension (in)	Style	Suggested list price	Part number	Model	Dimension (in)	Style	Suggested list price
BRONZE					BRONZE				
MALE ADAPTERS		MIP X INS					INS X INS		
023-0493	B12C-1/2"	1/2"	short	4.80*	023-0728	C-50	1/2"	short	6.30*
023-0495	B12C-3/4"	3/4"	short	5.20*	023-0729	C-75	3/4"	short	7.00*
023-0500	B12C-1"	1"	short	8.00*	023-0730	C-100	1"	short	8.40*
023-0510	B12C-1 1/4"	1 1/4"	short	11.00*	023-0740	C-125	1 1/4"	short	12.80*
023-0700	B12C-1 1/2"	1 1/2"	long	16.10*	023-0745	C-150	1 1/2"	short	30.40*
023-0720	B12C-2"	2"	long	25.90*	023-0747	C-200	2"	short	51.80*
023-0520	LB12C-1"	1"	long	10.70*	023-0750	CL-100	1"	long	15.20*
023-0705	LB12C-1 1/4"	1 1/4"	long	18.50*	023-0761	CL-125	1 1/4"	long	20.00*
FEMALE ADAPTERS		FIP X INS							
120-0318	FA-75	3/4"	short	7.20*					
120-0320	FA-100	1"	short	9.90*					
120-0322	FA-125	1 1/4"	short	13.50*					
REDUCER MALE ADAPTERS		MIP x INS							
023-0715	MA125-100	1 1/4" x 1"	short	10.50*					
023-0717	MAL125-100	1 1/4" x 1"	long	14.60*					
120-0340	MA75-100	3/4" x 1"	short	7.50*					
120-0360	MA100-125	1" x 1 1/4"	short	10.50*					
120-0361	MA125-150	1 1/4" x 1 1/2"	short	18.50*					
YELLOW BRASS					YELLOW BRASS				
MALE ADAPTERS		MIP X INS					INS X INS		
023-2493	YB-1/2"	1/2"	short	2.00*	023-2729	YC-3/4"	3/4"	short	3.10*
023-2495	YB-3/4"	3/4"	short	3.60*	023-2730	YC-1"	1"	short	4.80*
023-2500	YB-1"	1"	short	6.40*	023-2740	YC-1 1/4"	1 1/4"	short	8.00*
023-2510	YB-1 1/4"	1 1/4"	short	9.20*					
UNION MALE ADAPTERS									
023-2795	YBC-3/4"	3/4"	short	8.40*					
023-2800	YBC-1"	1"	short	14.50*					
STAINLESS STEEL									
MALE ADAPTERS		MIP X INS							
023-0503	S12C-3/4"	3/4"	short	9.00*					
023-0504	S12C-1"	1"	short	12.20*					
023-0505	S12C-1 1/4"	1 1/4"	short	14.30*					
023-0506	SS125-100	1 1/4" x 1"	short	15.00*					
GALVANISED									
122-0010	1201G	1/2"	short	1.60					
122-0020	1202G	3/4"	short	2.50					
122-0030	1203G	1"	short	3.30					
122-0040	1204G	1 1/4"	short	4.70					
122-0050	1205G	1 1/2"	short	6.30					
122-0060	1206G	2"	short	8.30					
122-0148	1" x 10"	1"	long	13.90					
122-0150	1 1/4" x 10"	1 1/4"	long	18.00					



The heart of
your water system

Date: June 1, 2006
Section: 12 Page: 4
Cancel & replace: February 14, 2005

BRONZE PITLESS ADAPTERS FOR SUBMERSIBLE PUMP



PT-100



PT-125

Part number	Model	Manufacturer	Input (in)	Discharge (in)	Well diameter (in)	Drilling diameter (in)	Capacity (lbs)	Sugg. list price
BRONZE								
120-0112	PT-10		1"	1"	5" to 12"	1 3/4"	900	49.00*
120-0114	PT-100		1"	1"	5" to 12"	1 3/4"	2000	58.00*
120-0116	PT-125		1 1/4"	1 1/4"	5" to 12"	2 1/4"	1200	99.00*
120-0040	LDS-10	Dicken	1"	1"	5" to 12"	1 3/4"	2000	96.80*
120-0060	LDS-12	Dicken	1 1/4"	1 1/4"	5" to 12"	2 1/4"	2000	149.00*
120-0080	S-20	Dicken	2"	2"	5 5/8" to 12"	3 1/8"	5000	395.00*
STAINLESS STEEL								
120-0150	PT-100SS		1"	1"	5" to 12"		6000	120.00*
120-0175	PT-125SS		1 1/4"	1 1/4"	5" to 12"		6000	162.00*

BRONZE PITLESS ADAPTERS FOR CENTRIFUGAL PUMP



LD-2X

Part number	Model	Input (in)	Discharge (in)	Well dia. (in)	Drilling dia. (in)	Sugg. list price
120-0105	LD-2X imp. Haut Bas	1 1/4" 1"	1 1/4" 1"	4 1/2" - 12"	2 1/4" 1 1/4"	193.00*

O'RING FOR PITLESS ADAPTERS

Part number	Model	Sugg. list price	Part number	Model	Sugg. list price
023-0035	PT-10 / PT-125 / PT-800	2.80	120-0065	LDS-12	1.50
120-0050	LDS-10 / PT-100	1.20	120-0110	LD-2 X	1.90

ACCESSORY KITS FOR SUBMERSIBLE PUMPS



Part number	TA-48 Torque arrestor	B12C-1" Male adapter	MA125-100 Male adapter	FA-100 Female adapter	A4C Splicing kit	A3C Splicing kit	Teflon	HF 16 SS Clamp	PT-10 Pitless	PT-100 Pitless	LDS-10 Pitless	list price
120-6035	1	3	1			1	1	10	1			121.70*
120-6040	1	2	1	1	1		1	10	1			124.00*
120-6045	1	2	1	1	1		1	10		1		128.00*
120-6055	1	2	1	1	1		1	10			1	166.00*
120-6060	1	3	1		1		1	10			1	164.00*
120-6070	1	3	1		1		1	10		1		126.00*
120-6075	1	3	1		1		1	10	1			123.00*



The heart of
your water system

Date:	June 1, 2006
Section: 12	Page: 5
Cancel & replace:	03-01-2001

FOOT VALVES

Part number	Model	Suggested list price	Part number	Model	Suggested list price
122-0245	3401 - 1/2"	9.90*	122-0295	3501 - 1/2"	8.90*
122-0250	3402 - 3/4"	10.20*	122-0300	3502 - 3/4"	10.50*
122-0260	3403 - 1"	13.00*	122-0310	3503 - 1"	14.20*
122-0270	3404 - 1 1/4"	20.00*	122-0320	3504 - 1 1/4"	19.00*
122-0280	3405 - 1 1/2"	26.00*	122-0330	3506 - 1 1/2"	25.50*
122-0290	3406 - 2"	44.00*	122-0340	3507 - 2"	43.20*
122-0292	3407 - 3"	176.30*	122-0350	3508 - 3"	228.40*



SAFETY VALVES

Part number	Model	Dimension (in)	Adjustment	Suggested list price
711-0025	RV-50	1/2"	75 lbs / in ²	9.30*
711-0030	RV-50	1/2"	100 lbs / in ²	9.30*
711-0031	RV-75	3/4"	75 lbs / in ²	9.50*



BRONZE INSERT TEE

Part number	Dimension (in)	Suggested list price
120-0374	3/4" x 3/4" x 3/4" (INS)	11.00*
120-0375	1" x 1" x 1" (INS)	15.00*



BRONZE ELBOW

Part number	Dimension (in)	Suggested list price
120-0365	3/4" MPT X 3/4" INS	8.40*
120-0366	3/4" MPT X 1" INS	9.90*
120-0368	1" MPT X 1" INS	15.00*
120-0370	3/4" X 3/4" INS	8.40*
120-0371	1" X 1" INS	10.10*



TORQUE ARRESTOR

- ? Protects the submersible pump against damage produced by torque at start
- ? Easy and fast installation
- ? Fit on all wells from 4" to 8" I.D.

Part number	Model	Pipe size	Sugg. list price
023-0010	TA-48	1" et 1 1/4"	12.70*





The heart of
your water system

Date:	June 1, 2006
Section: 12	Page: 6
Cancel & replace:	03-01-2001

BRONZE VALVES

BALL - 600 WOG

GATE



SP - 1"



F-100 - 1"



Part number	Model	Suggested list price	Part number	Model	Suggested list price
120-0680	SP-1/2" - 600	6.90*	120-0500	F-50 - 1/2"	8.10*
120-0700	SP-3/4" - 600	9.90*	120-0520	F-75 - 3/4"	11.20*
120-0720	SP-1" - 600	15.00*	120-0540	F-100 - 1"	16.30*
120-0740	SP-1 1/4" - 600	22.00*	120-0560	F-125 - 1 1/4"	23.20*
120-0760	SP-1 1/2" - 600	46.20*	120-0580	F-150 - 1 1/2"	29.70*
120-0780	SP-2" - 600	70.00*	120-0600	F-200 - 2"	43.50*

STAINLESS STEEL BALL VALVES - 1000 WOG

Part number	Model	Suggested list price
120-1000	BV-1/2" SS	26.80*
120-1020	BV-3/4" SS	36.20*
120-1040	BV-1" SS	47.50*
120-1060	BV-1 1/4" SS	66.50*
120-1080	BV-1 1/2" SS	87.00*
120-1100	BV-2" SS	124.00*

P.V.C. BALL VALVES

THREADED - THREADED

GLUED - GLUED



HMIP50TE - 1/2"

Part number	Model	Suggested list price	Part number	Model	Suggested list price
025-0200	HMIP50TE	3.50*	025-0220	HMIP50SE	3.50*
025-0202	HMIP75TE	4.80*	025-0222	HMIP75SE	4.80*
025-0204	HMIP100TE	7.90*	025-0224	HMIP100SE	7.90*
025-0206	HMIP125TE	10.50*	025-0226	HMIP125SE	10.50*
025-0208	HMIP150TE	14.00*	025-0228	HMIP150SE	14.00*
025-0210	HMIP200TE	21.00*	025-0230	HMIP200SE	21.00*

EPDM SEAT recommended for cold water system
Max. pressure: 150 PSI

Temperature: 23°C (73°F)

BOILER VALVES



HNKD-50 - 1/2"

Part number	Model	Suggested list price
120-0800	HNKD-50 - 1/2"	5.50*
120-0820	HNKD-75 - 3/4"	6.30*
120-0850	1/4 TOUR - 1/2"	6.60*
120-0860	1/4 TOUR - 3/4"	7.30*



The heart of
your water system

Date:	June 1, 2006
Section: 12	Page: 7
Cancel & replace:	February 15, 2003

SPLICING CONNECTORS

- ? Use to seal submersible pump electrical connections
- ? The tube shrinks to 33% of its original diameter
- ? Procure an excellent protection against water
- ? Procure an excellent mechanical protection
- ? Easy and fast installation


Part number	Model	Wires	Color	Wire size AWG	Suggested list price
027-0100	A3C	3	CLEAR	#10 - 12 - 14	4.80*
027-0200	A4C	4	CLEAR	#10 - 12 - 14	5.50*
027-0225	K8C4	4	CLEAR	#8	13.60*
027-0260	K6C4	4	CLEAR	#6	18.90*
027-0300	K4C3	3	BLACK	#4	29.90*



A4C

STAINLESS STEEL CLAMPS

Part number	Model	Dimension (in)	Minimum Diameter	Maximum Diameter	Suggested list price
056-0008	HF-08-SS	1/2"	7/16"	1"	1.20*
056-0010	HF-10-SS	5/8"	1/2"	1 1/8"	1.20*
056-0012	HF-12-SS	3/4"	1/2"	1 1/4"	1.20*
056-0016	HF-16-SS	1"	3/4"	1 1/2"	1.20*
056-0020	HF-20-SS	1 1/4"	3/4"	1 3/4"	1.20*
056-0024	HF-24-SS	1 1/2"	1"	2"	1.20*
056-0028	HF-28-SS	1 3/4"	1 5/16"	2 1/4"	1.20*
056-0032	HF-32-SS	2"	1 9/16"	2 1/2"	1.20*



HOSES

Part number	Dimension (in)	Inside diameter	Outside diameter	Max. pressure at 21°C (70°F)	List price (100 Feet)
P.V.C REINFORCED					
242-0035	1/4"	1/4"	.460	250 lbs / in ²	60.00*
242-0045	3/8"	3/8"	.600	200 lbs / in ²	90.00*
242-0050	1/2"	1/2"	.750	200 lbs / in ²	120.00*
242-0060	5/8"	5/8"	.915	200 lbs / in ²	150.00*
242-0075	3/4"	3/4"	1.025	150 lbs / in ²	190.00*
242-0100	1"	1"	1.312	125 lbs / in ²	270.00*
242-0125	1 1/4"	1 1/4"	1.750	100 lbs / in ²	500.00*
242-0150	1 1/2"	1 1/2"	2.000	75 lbs / in ²	600.00*
242-0175	2"	2"	2.595	75 lbs / in ²	890.00*
POLYÉTHYLÈNE					
242-0501	MV-4040-100	.170	1/4"		22.00
242-0551	MV-6062-100	.250	3/8"		45.00





The heart of
your water system

Date:	June 1, 2006
Section: 12	Page: 8
Cancel & replace:	February 15, 2003

FITTINGS FOR TUBING




VT28-4-4



VT229-4-4

Part number	Model	Dimension NPT (in)	Inside tubing	Outside tubing	Suggested list price
023-0535	VT26-2-2	1/8" Female	.170	.250	4.50
023-0540	VT28-4-2	1/8" Male	.170	.250	1.60
023-0550	VT28-4-4	1/4" Male	.170	.250	2.80
023-1040	VT28-6-4	1/4" Male	.250	.375	3.40
023-1045	VT28-6-2	1/8" Male	.250	.375	4.80
023-0560	VT229-4-2	1/8" Male	.170	.250	2.80
023-0570	VT229-4-4	1/4" Male	.170	.250	2.90
023-1050	VT229-6-4	1/4" Male	.250	.375	3.90



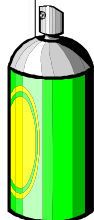
SAFETY ROPE (Polypropylene)

Part number	Model	Length	Material	Suggested list price
023-0663	MR-1/4 - 1000	1000 Pds (305 M)	Polypropylene	93.00*
023-0664	MR-1/4	au pied	Polypropylene	0.30



PUMP BRACKETS

Part number	Model	Tank type	Suggested list price
023-0310	PMB-1	Champion / Well-X-Trol	17.00



PAINT

Part number	Model	Suggested list price
052-0500	Spray blue "POMPCO"	19.90



SNIFTER VALVES

Part number	Model	Tension	Suggested list price
023-0060	SN-18L - 1/8"	Weak	4.00
023-0070	SN-25L - 1/4"	Weak	4.00



FROST PROOF YARD HYDRANT

Part number	Model	Total length	Underground length	Tapping (in)	Sugg. list price
120-0470	P-805	7 feet 6 inches	5 feet	3/4"	135.00*

PUMP LIGHT



Part number	Model	Use	Sugg. list price
023-0090	HPL-75	Install on pressure switch to indicate if the pump is running	24.90



The heart of
your water system

Date:	June 1, 2006
Section: 12	Page: 9
Cancel & replace:	03-01-2001

WELL CAPS

Part number	Model	Dimension (in)	Features	Suggested list price
120-0280	WTCC-6	6"	sealed - close	95.00
122-0470	ABS	4" x 1"	sealed - 1 hole	29.90
122-0472	ABS	6" x 1"	sealed - 1 hole	44.00
122-0474	ABS	6" x 1 1/4"	sealed - 2	44.00
122-0475	CAST IRON	4" x 1 1/4" x 1"	sealed - 2	29.00
122-0480	CAST IRON	6" X 1"	sealed - 1 hole	43.80
122-0490	CAST IRON	6 1/4" x 1"	sealed - 1 hole	43.80
122-0500	CAST IRON	6" x 1 1/4" x 1"	sealed - 2	43.80
122-0520	CAST IRON	6 1/4" x 1" x 1 1/4"	sealed - 2	43.80
565-0005	CVA-600	6"	Aluminium	44.80*



PITCHER PUMP

Part number	Model	Suggested list price
023-0320	HPP-10 - OPENED NOSE	63.00*
023-0321	HPP-10 - CLOSES NOSE	77.50*
522-0700	3" x 2" Leather cup	7.00
522-0725	3 1/2" Leather valve	4.00
522-0735	3 1/2" Leather valve with weight	14.50
522-0750	Assembly plunger	63.10



DRIVE WELL POINTS

Part number	Model	Diameter (in)	Length (in)	Gauge mesh #	Material	Sugg. list price
120-0400	SS90-60	1 1/4"	24"	60	S/S	75.00*
120-0401	SS90-80	1 1/4"	24"	80	S/S	75.00*
120-0402	SS90-100	1 1/4"	24"	100	S/S	75.00*
120-0410	SS94-60	1 1/4"	30"	60	S/S	85.00*
120-0411	SS94-80	1 1/4"	30"	80	S/S	85.00*
120-0412	SS94-100	1 1/4"	30"	100	S/S	85.00*
120-0415	SS98-60	1 1/4"	36"	60	S/S	92.00*
120-0416	SS98-80	1 1/4"	36"	80	S/S	92.00*
120-0417	SS98-100	1 1/4"	36"	100	S/S	92.00*
120-0455	SS168-60	2"	36"	60	S/S	200.00*
120-0456	SS168-80	2"	36"	80	S/S	200.00*
120-0457	SS168-100	2"	36"	100	S/S	200.00*
120-0460	BBP125-3	1 1/4"	36"		PVC	26.00*



GALVANIZED LONG RADIUS ELBOWS

Part number	Model	Dimension (in)	List price
122-0130	99-1"	1"	20.00
122-0140	99-1 1/4"	1 1/4"	25.00





The heart of
your water system

Date:	June 1, 2006
Section:	12 Page: 10
Cancel & replace:	03-01-2001



CAST IRON FILTERS

Part number	Model	Input - Output MPT X MPT (in)	Gauge mesh # (micron)	Suggested list price
611-0200	LBS-100	1 ¼" X 1 ¼"	100 (152)	82.00*

Maximum working pressure: 100 lbs / in²
 Maximum working temperature: 55°C (130°F)
 Filter screen made in stainless steel
 Filter body made in cast iron

CAST IRON FILTER REPLACEMENT PARTS

Part number	Model	Suggested list price	Part number	Model	Suggested list price
611-0220	#70012 Plastic sleeve	10.20	611-0270	#70016 O'ring	1.00
611-0240	#70021 100 Mesh S/S screen	28.00	611-0280	#70017 Cast iron cover	12.70
611-0250	#70014 Brass wing nut	6.20	611-0290	#70018 Nylon washer	1.20

"VU-FLOW" FILTERS - screen included



Part number	Model	Input - Output Glued x Glued (in)	Mesh # (micron)	G.P.M.	Length (po)	Height (po)	Suggested list price
022-0020	PFT100-24	1" X 1"	24 (711)	30	5"	8 ½"	92.00*
022-0025	PFT100-60	1" X 1"	60 (254)	30	5"	8 ½"	92.00*
022-0050	PFT100-100	1" X 1"	100 (152)	30	5"	8 ½"	92.00*
022-0075	PFT100-140	1" X 1"	140 (104)	30	5"	8 ½"	92.00*
022-0100	PFT150-24	1 ½" X 1 ½"	24 (711)	60	5 ½"	12 ½"	125.00*
022-0125	PFT150-60	1 ½" X 1 ½"	60 (254)	60	5 ½"	12 ½"	125.00*
022-0150	PFT150-100	1 ½" X 1 ½"	100 (152)	60	5 ½"	12 ½"	125.00*
022-0160	PFT150-140	1 ½" X 1 ½"	140 (104)	60	5 ½"	12 ½"	125.00*
022-0175	PFT150-250	1 ½" X 1 ½"	250 (61)	60	5 ½"	12 ½"	129.00*
022-0200	PFT150-500	1 ½" X 1 ½"	500 (30)	60	5 ½"	12 ½"	129.00*
022-0225	PFT150-1000	1 ½" X 1 ½"	1000 (15)	60	5 ½"	12 ½"	129.00*
022-0250	PFT200-24	2" X 2"	24 (711)	120	6"	15"	205.00*
022-0275	PFT200-60	2" X 2"	60 (254)	120	6"	15"	205.00*
022-0300	PFT200-100	2" X 2"	100 (152)	120	6"	15"	205.00*
022-0310	PFT200-140	2" X 2"	140 (104)	120	6"	15"	205.00*
022-0325	PFT200-250	2" X 2"	250 (61)	120	6"	15"	210.00*
022-0350	PFT200-500	2" X 2"	500 (30)	120	6"	15"	210.00*
022-0375	PFT200-1000	2" X 2"	1000 (15)	120	6"	15"	210.00*

- Vu-Flow" filters increase efficiency and life of valves, plumbing installations and water softeners when used like a first filter where there is a strong concentration of residues. Free of mobile parts, the risk of having some broken parts is absent.
- The filters can be installed on suction or discharge side of the pump.
- The case, made of clear polycarbonate, permits an instantaneous visual inspection. **Removal and installation by hand only**
- 1/2 inch MPT output permits fast cleaning.
- Maximum working pressure: 150 P.S.I. à 23°C (73°F)



The heart of
your water system

Date:	June 1, 2006
Section: 12	Page: 11
Cancel & replace:	03-01-2001

"VU-FLOW" FILTER REPLACEMENT PARTS

1" Model

Part number	Model	Description	Suggested list price
022-0395	PFT100-24SC	#24 screen	27.00
022-0400	PFT100-60SC	#60 screen	27.00
022-0425	PFT100-100SC	#100 screen	27.00
022-0450	PFT100-140SC	#140 screen	27.00
022-0475	PFT100'o'ring	O'ring kit	5.30
022-0485	PFT-100B	T - base	55.00
022-0500	PFT-100C	Clear case	55.60

1 1/2" Model

Part number	Model	Description	Suggested list price
022-0525	PFT150-24SC	#24 screen	48.50
022-0550	PFT150-60SC	#60 screen	48.50
022-0575	PFT150-100SC	#100 screen	48.50
022-0585	PFT150-140SC	#140 screen	48.50
022-0600	PFT150-250SC	#250 screen	54.60
022-0625	PFT150-500SC	#500 screen	54.60
022-0650	PFT150-1000SC	#1000 screen	54.60
022-0675	PFT150'o'ring	O'ring kit	6.20
022-0685	PFT-150B	T - base	74.90
022-0700	PFT-150C	Clear case	83.70

2" Model

Part number	Model	Description	Suggested list price
022-0725	PFT200-24SC	#24 screen	76.50
022-0750	PFT200-60SC	#60 screen	80.90
022-0775	PFT200-100SC	#100 screen	80.90
022-0785	PFT200-140SC	#140 screen	80.90
022-0800	PFT200-250SC	#250 screen	88.90
022-0825	PFT200-500SC	#500 screen	88.90
022-0830	PFT200-1000SC	#1000 screen	88.90
022-0850	PFT200'o'ring	O'ring kit	6.80
022-0860	PFT-200B	T - base	90.50
022-0875	PFT-200C	Clear case	99.90

REDUCER (Glued x FIPT)

Part number	Size	Suggested list price	Part number	Size	Suggested list price
025-0150	1" x 1/2"	1.90	025-0050	1 1/2" x 1 1/4"	3.40
025-0125	1" x 3/4"	1.90	025-4766	2" x 3/4"	4.50
025-4564	1" x 1"	1.20	025-4768	2" x 1"	4.50
025-0100	1 1/2" x 3/4"	3.40	025-4770	2" x 1 1/4"	4.50
025-0075	1 1/2" x 1"	3.40	025-0025	2" x 1 1/2"	4.50





The heart of
your water system

Date:	June 1, 2006
Section: 12	Page: 12
Cancel & replace:	03-01-2001

AIR VOLUME CONTROLS



Part number	Model	Maximum tank space	Tapping (in)	Manufacturer	Suggested list price
023-0150	AVC-30	42	1/4" X 1/4"	BRADY	41.00
023-0170	AVC-42	80	1/4" X 1/4"	BRADY	56.00
023-0210	AC-100	82			20.50
Use					
023-0240	WJ-1	Deep well	1 1/4"	Ametek	69.00
023-0250	SWC-L	Shallow well	1 1/4"	Ametek	79.00

MECHANICAL SEAL - CENTRIFUGAL



Part number	Model	Shaft diameter (in)	Suggested list price
124-0100	1000	0.625	8.60*
124-0120	2000	0.625	8.20*
124-0130	2000 V	0.625	31.30*
124-0140	2010	0.750	9.60*
124-0160	3060	1.250	54.50*
124-0180	4705	0.625	10.50*

TAPES



Part number	Model	Dimension (in)	Suggested list price
122-0600	TÉFLON - WHITE	1/2" X 520"	0.70
122-0625	TEFLON - GREY (S/S)	1/2" X 520"	5.60
122-0650	ÉLECTRIC -10c	3/4" X 792"	1.90
052-1000	LIQUID TEFLON	59 ml	12.70
052-1010	LIQUID TEFLON	207 ml	33.80

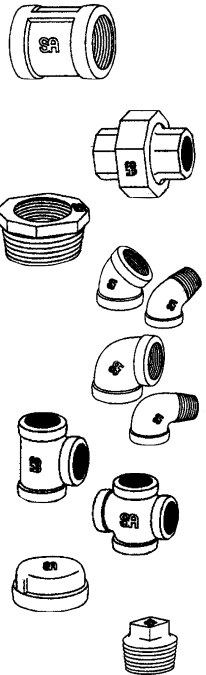


The heart of
your water system

Date:	June 1, 2006
Section: 12	Page: 13
Cancel & replace:	03-01-2001

THREADED STAINLESS STEEL COUPLINGS #316 GRADE

DESCRIPTION	1/4	3/8	1/2	3/4	1	1 1/4	1 1/2	2	2 1/2	3	4
COUPLING	2.89	3.18	4.38	5.37	9.60	13.63	15.04	21.88	34.94	53.36	82.51
REDUCER COUPLING		6.10	8.13	10.68	13.90	17.71	22.80	36.02	63.38	86.18	142.36
UNION	12.20	13.13	15.42	18.22	30.08	40.00	53.21	67.36	113.04	140.58	211.34
REDUCER	2.54	3.32	3.38	4.45	7.20	10.94	13.06	18.77	30.42	41.79	70.51
45 ELBOW	3.88	4.52	5.37	7.27	9.96	13.83	22.06	24.98			
90 ELBOW	3.18	3.74	4.45	6.56	11.52	18.46	19.92	24.57	48.21	64.09	127.75
90 MF ELBOW	4.91	5.17	6.86	8.98	14.58	22.88	28.89	42.54	63.81	103.13	184.22
TEE	5.17	5.93	7.37	9.41	13.44	20.17	25.51	37.29	83.72	119.82	219.90
CROSS	7.56	8.50	9.81	13.95	19.04	27.90	32.55	49.12	74.47		
CAP	2.54	2.98	3.20	4.14	6.83	10.90	17.59	18.60	31.32	41.27	71.71
PLUG	2.80	3.05	3.31	4.45	6.84	10.68	14.06	19.24	35.50	46.60	68.38



THREADED STAINLESS STEEL NIPPLES #316 GRADE




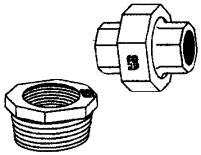
Diameter	"close" length	"close"	1 1/2	2	2 1/2	3	3 1/2	4	4 1/2	5	5 1/2	6
1/4	7/8"	2.16	2.70	3.17	3.78	4.32	5.17	5.79	6.33	6.95	7.49	8.11
3/8	1"	2.55	3.09	3.78	4.56	5.17	6.02	6.72	7.57	8.18	8.88	9.57
1/2	1 1/8"	3.40	4.09	4.86	5.79	6.64	7.87	8.80	9.80	10.65	11.57	12.50
3/4	1 3/8"	4.32	4.56	5.40	6.48	7.56	8.80	9.88	10.81	11.96	13.05	14.04
1	1 1/2"	5.87		7.26	8.65	9.96	11.73	13.12	14.43	15.98	17.29	18.75
1 1/4	1 5/8"	8.03		8.95	11.11	12.89	15.21	17.06	18.91	20.69	22.46	23.65
1 1/2	1 3/4"	9.50		12.27	12.43	14.43	17.14	19.15	21.23	23.24	25.47	27.40
2	2"	14.66			16.21	18.83	22.23	24.85	27.56	30.34	33.04	35.74
2 1/2	2 1/2"	29.41				28.20	32.89	37.59	33.23	36.92	40.61	44.30
3	2 5/8"	38.80				34.79	40.58	41.26	41.00	45.55	50.11	54.66
4	2 7/8"	67.90				56.70	66.15	75.60	66.82	74.25	81.67	89.10



The heart of
your water system

Date:	June 1, 2006
Section: 12	Page: 14
Cancel & replace:	03-01-2001

THREADED BRASS COUPLINGS



DESCRIPTION	1/4	3/8	1/2	3/4	1	1 1/4	1 1/2	2	2 1/2	3	4
COUPLING	4.54	4.54	4.54	6.32	10.78	17.97	23.38	38.59	78.43	129.95	268.25
2 RED.		5.37	5.37	7.22	11.96	23.38	29.59	45.82	96.41	155.22	424.29
3+ RED.			7.22	9.88	16.19	26.03	32.28	48.44			
UNION	14.35	14.35	14.35	19.75	26.03	37.69	44.88	69.06	222.16	412.44	918.77
REDUCER	3.60	3.60	3.60	4.54	6.32	10.78	15.28	19.28	59.46	104.80	229.68
2+ RED.			4.54	6.32	9.00	15.93	19.80	29.70	73.07		315.20
45° ELBOW	5.94	5.94	5.94	9.00	15.28	24.26	30.50	49.55	117.36	217.12	485.37
45° MF ELBOW	8.09	8.09	8.09	11.66	19.75	30.50	45.35	70.84			
90° ELBOW	5.45	5.45	5.45	7.22	11.66	18.84	23.38	37.60	108.16	198.68	403.21
90° RED.	8.57	8.57	8.57	11.69	20.39	31.01	39.53	70.47	155.93	335.32	553.28
90° MF ELBOW	7.22	7.22	7.22	9.88	16.19	29.59	32.28	54.75	123.24	254.84	626.97
TEE	6.32	6.32	6.32	9.00	16.19	27.81	31.35	52.00	147.56	270.76	672.32
RED. TEE	10.68	10.68	10.68	10.80	29.93	42.76	57.64	96.40			
CROSSES	11.99	11.99	14.85	21.16	33.99	57.54	76.26	156.33			
CAP	3.60	3.60	3.66	4.77	8.17	14.35	18.84	32.28	74.00	136.64	261.56
PLUG	0.00	4.54	0.00	4.54	7.22	9.81	12.63	20.63	43.73	83.00	155.93

THREADED BRASS NIPPLES



Diameter	"close" length	"close"	1 1/2	2	2 1/2	3	3 1/2	4	4 1/2	5	5 1/2	6
1/4	7/8"	3.22	3.65	4.16	4.77	5.28	6.01	6.70	7.55	8.16	8.71	9.40
3/8	1"	3.52	3.91	4.67	5.54	6.27	7.38	8.16	9.14	10.00	10.77	11.63
1/2	1 1/8"	4.16	4.94	6.01	7.13	8.24	9.74	10.95	12.02	13.13	14.42	15.49
3/4	1 3/8"	6.10	6.44	7.82	9.14	10.43	11.94	13.48	14.25	16.44	18.37	19.96
1	1 1/2"	9.36		11.20	13.31	15.02	17.72	19.83	21.93	23.86	26.36	28.45
1 1/4	1 5/8"	13.82		15.75	18.97	22.19	26.01	29.22	32.44	35.62	38.92	42.15
1 1/2	1 3/4"	17.13		18.63	22.62	25.67	30.13	33.95	37.85	41.67	45.36	49.10
2	2"	26.36			29.04	32.92	38.75	43.60	48.33	52.66	58.06	62.87
2 1/2	2 1/2"	70.42				74.84	85.79	94.62	100.11	108.87	118.06	126.09
3	2 5/8"	99.26				103.81	118.61	131.92	145.01	158.05	171.14	184.23
4	2 7/8"	147.37				150.92	175.91	194.92	215.13	235.34	254.35	274.57